

# INSPIRE POLYSOMNOGRAPHY REPORT

PATIENT DATA		RECORDING DATA	
Patient name (last, first):	test, test	MRN #:	-000000000001
Gender:	Male	Acq #:	501446
Birth date:	1/1/1956	Start Time:	5/30/2025 at 10:42:27 AM
Patient age:	69 years	Stop Time:	5/30/2025 at 11:02:09 AM
Height:	in.	Duration:	0:19:42 hours (19.7 min)
Weight:	lbs.	Referring Physician:	
BMI:	lb/in <sup>2</sup>	Interpreting Physician:	
Epworth:	/ 24	Scoring Tech:	
Neck:	in.	Recording Tech:	

CPT Code:	CPT Code Description:
-----------	-----------------------

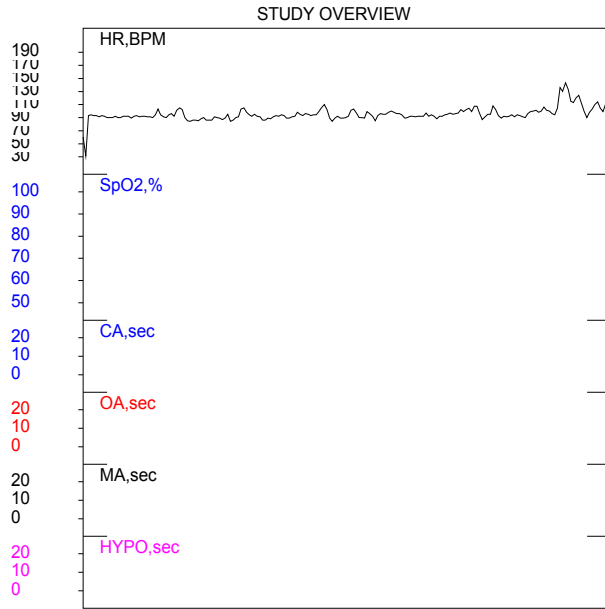
## Medications:

Polysomnography was conducted on the night of 5/30/2025. The following parameters were monitored: frontal, central and occipital EEG, electrooculogram (EOG), submental EMG, nasal and oral airflow, anterior tibialis EMG, body position and electrocardiogram. Additionally, thoracic and abdominal movements were recorded by inductance plethysmography. Oxygen saturation (SpO2) was monitored using a pulse oximeter. The tracing was scored using 30 second epochs. Hypopneas were scored per AASM definition (4% desaturation).

## Procedure:

Patient Name: test, test, Study Date: 5/30/2025

### QUICK GLANCE



10:42:27 AM

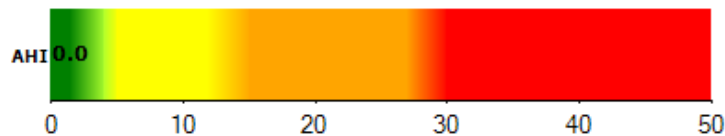
**Lights Off:** 10:42:27 AM  
**Lights On:** 11:02:09 AM  
**Total Sleep Time:** 19.7  
**AHI:** 0.0 / hr  
**CAHI:** 0.00 / hr  
**RDI:** 0.0 / hr  
**Sleep Efficiency:** 100.0%  
**Sleep Latency:** 0.0 min.  
**Low SpO2%:** 0 %  
**PLM Index:** N/A  
**REM %:** N/A

Patient Name: **test, test**, Study Date: **5/30/2025**

SLEEP DATA			
Lights Off (LO): 10:42:27 AM		Lights On (LON): 11:02:09 AM	
DURATIONS			
Time in Bed:	19.7 min	Sleep Efficiency:	100.0%
Sleep Period Time:	19.7 min	WASO:	0.0 min
Total Sleep Time:	19.7 min	TWK Time (tot):	0.0 min
SWS Time:	0.0 min	Inter-Sleep WK:	0.0%
REM Time:	0.0 min	Stage Shifts:	1
NREM Time:	19.7 min		

Latencies			Sleep Stage Distribution				
	From Sleep Onset (min)	From Lights Off (min)		Episodes (#)	Duration (min)	TIB (%)	TST (%)
Sleep Onset	0.0 min	0.0 min	WK (SPT):	0	0.0	--	--
N1 :	min	min	WK (TIB) :	0	0.0	0.0	--
N2 :	0.0 min	0.0 min	REM:	0	0.0	0.0	0.0
N3 :	min	min	N1 :	0	0.0	0.0	0.0
REM :	N/A	N/A min	N2 :	1	19.7	100.0	100.0
			N3 :	0	0.0	0.0	0.0

RESPIRATORY DATA											
	CA	OA	MA	Apnea	Unclass. Hypop	Central Hypop	Obs. Hypop	Hypop*	A+ H	RERA	Total
Number:	0	0	0	0	0	0	0	0	0	0	0
Mean Dur : (sec)	0.0	0.0	0.0	0.0	0.0	0.0	0.0	0.0	0.0	0.0	0.0
Max Dur (sec):	0.0	0.0	0.0	0.0	0.0	0.0	0.0	0.0	0.0	0.0	0.0
Total Dur (min) :	0.0	0.0	0.0	0.0	0.0	0.0	0.0	0.0	0.0	0.0	0.0
% of TST:	0.0	0.0	0.0	0.0	0.0	0.0	0.0	0.0	0.0	0.0	0.0
<b>AI Index (#/h TST) :</b>	<b>0.0</b>	<b>0.0</b>	<b>0.0</b>	<b>0.0</b>	<b>0.0</b>	<b>0.0</b>	<b>0.0</b>	<b>0.0</b>	<b>0.0</b>	<b>0.0</b>	<b>0.0</b>
REM Count:											
NREM Count:	0	0	0	0	0	0	0	0	0	0	0
REM Index (#/h):											
NREM Index	0.0	0.0	0.0	0.0	0.0	0.0	0.0	0.0	0.0	0.0	0.0



Cheyne Stokes Breathing: None observed during study.

Patient Name: **test, test**, Study Date: **5/30/2025**

AROUSALS						
	Respiratory	Leg Movements	Snore	Spontaneous	Total	Arousal Index
REM:	0			0	0	0.0
NREM:	0			0	0	0.0
Arousals:	0			0	0	0.0
Awakenings:	0			0	0	0.0
Arousals + Awakenings:	0			0	0	0.0
Arousals + Awakenings Index:	0.0			0.0	0.0	

BODY POSITION												
	Sleep (min)	TST (%)	REM (min)	NREM (min)	CA (#)	OA (#)	MA (#)	HYP (#)	AHI (#/h)	RERA (#)	RDI (#/h)	Desat (#)
Supine		0.00								0	0.00	
Non-Supine	0.00	0.00	0.00	0.00	0.00	0.00	0.00	0.00	0.00	0	0.00	0.00

CARDIAC SUMMARY		
	Heart	Pulse
Average Rate During Sleep:	94.9 bpm	bpm
Highest Rate During Sleep:	148 bpm	bpm
Highest Rate During Recording (TIB):	148 bpm	bpm
Lowest Rate During Sleep:	7 bpm	bpm

Arrythmia Type	# Events		Rate / Duration
	Yes	No	
Bradycardia:		✓	Lowest HR Scored:
Unclassified Tachycardia:		✓	Highest HR Scored:
Sinus Tachycardia During Sleep:		✓	Highest HR Scored: N/A
Narrow Complex Tachycardia:		✓	Highest HR Scored: N/A
Wide Complex Tachycardia:		✓	Highest HR Scored: N/A
Asystole:		✓	Longest Pause: N/A
Atrial Fibrillation:		✓	Duration Longest Event: N/A



Patient Name: **test, test**, Study Date: **5/30/2025**

10												
11												
12												
13												
14												
15												
16												
17												
18												
19												

---

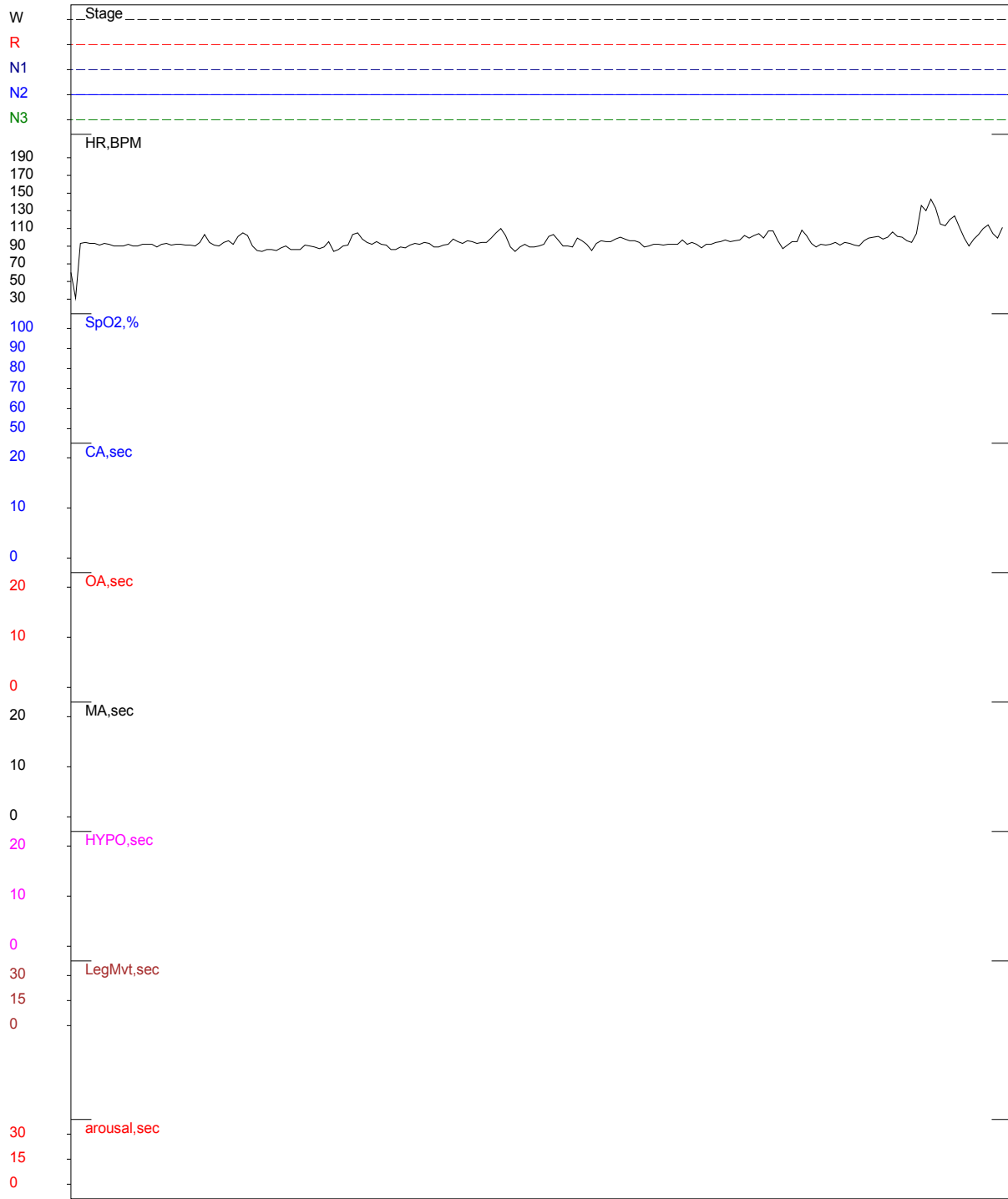
---

Recording Tech Notes: ()

Scoring Tech Notes: ()

Patient Name: test, test, Study Date: 5/30/2025

NIGHT HYPNOGRAM



10:42:27 AM